

MiaRec

Five9 Integration-Guide

MiaRec, Inc.

Copyright © 2024 MiaRec, Inc.

Table of contents

1. Overview	3
1.1 Prerequisites	3
1.2 High level integration overview	3
2. Create VoiceStream subscription	4
2.1 Procedure overview	4
2.2 Step 1. Authorize MiaRec platform in your Five9 domain account	4
2.3 Step 2. Create VoiceStream subscription	9

1. Overview

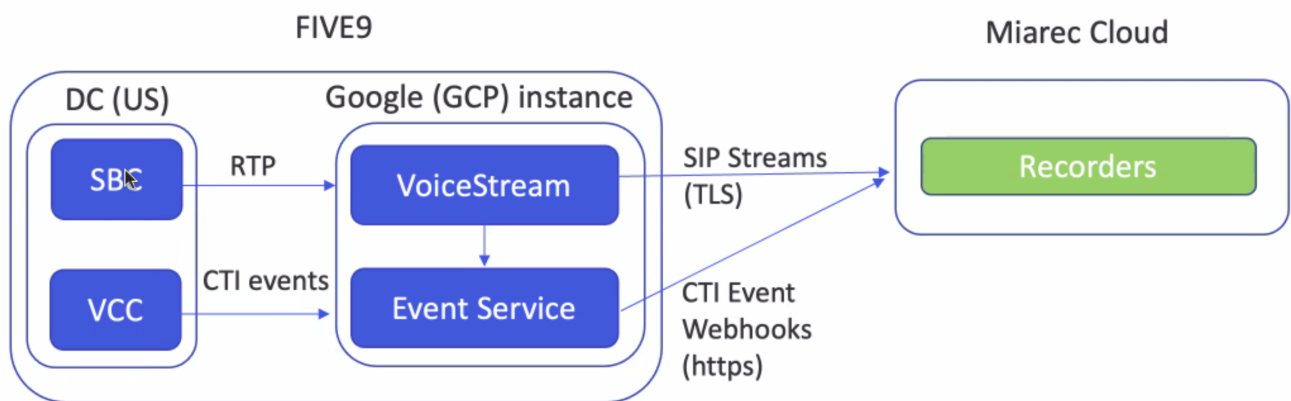
This guide describes the configuration procedures required for MiaRec platform to integrate with Five9.

1.1 Prerequisites

- VoiceStream feature must be provisioned in your Five9 account. Contact your Five9 account manager to start the process.
- Admin credentials to MiaRec portal. Contact your MiaRec account manager for details.

1.2 High level integration overview

Once VoiceStream subscription is created, the Five9 platform will stream audio and call events data to MiaRec Cloud platform. You can choose to stream data for either all calls or for the selected agents/campaigns.



2. Create VoiceStream subscription

2.1 Procedure overview

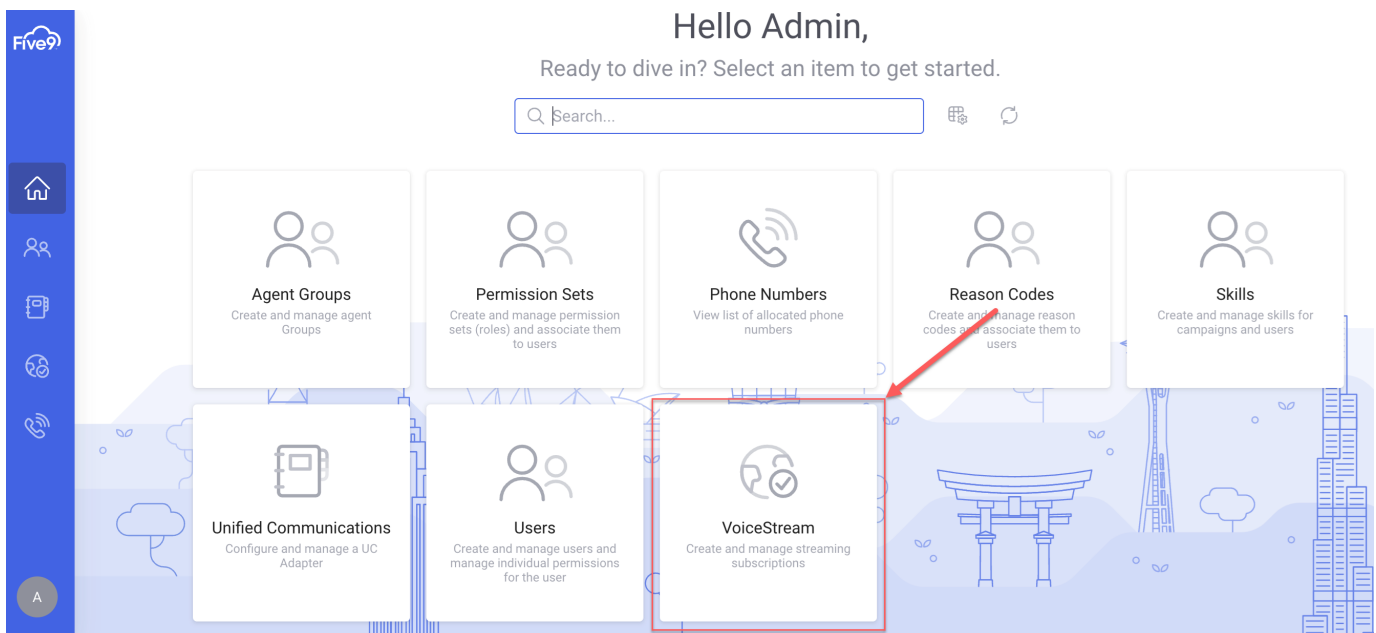
The process of creating a VoiceStream subscription requires two steps:

1. Authorize the MiaRec platform in your Five9 domain account
2. Create VoiceStream subscription to begin streaming audio and call metadata to the MiaRec platform

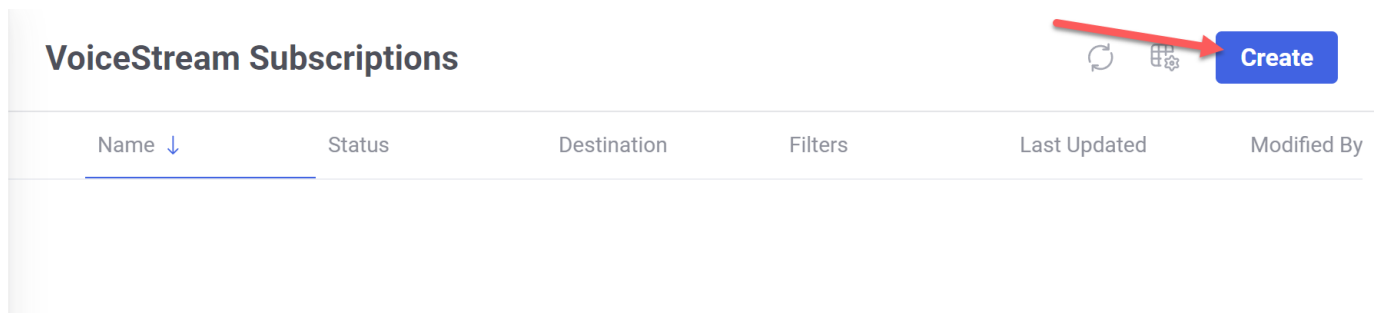
2.2 Step 1. Authorize MiaRec platform in your Five9 domain account

Login to Five9 Admin Console using your existing Domain VCC credentials at admin.us.five9.net.

Click the **VoiceStream** link to create the subscription.



On the **VoiceStream Subscription** page, click **Create** button.



In the **Create Subscription** dialog, select **MiaRec** from the **Streaming Destination** list:

Voicestream

<

Create Subscription

Create

Name

Enter text...

Streaming Destination

Select item...

Authorize

Authorize

Authorize

Authorize

MiaRec

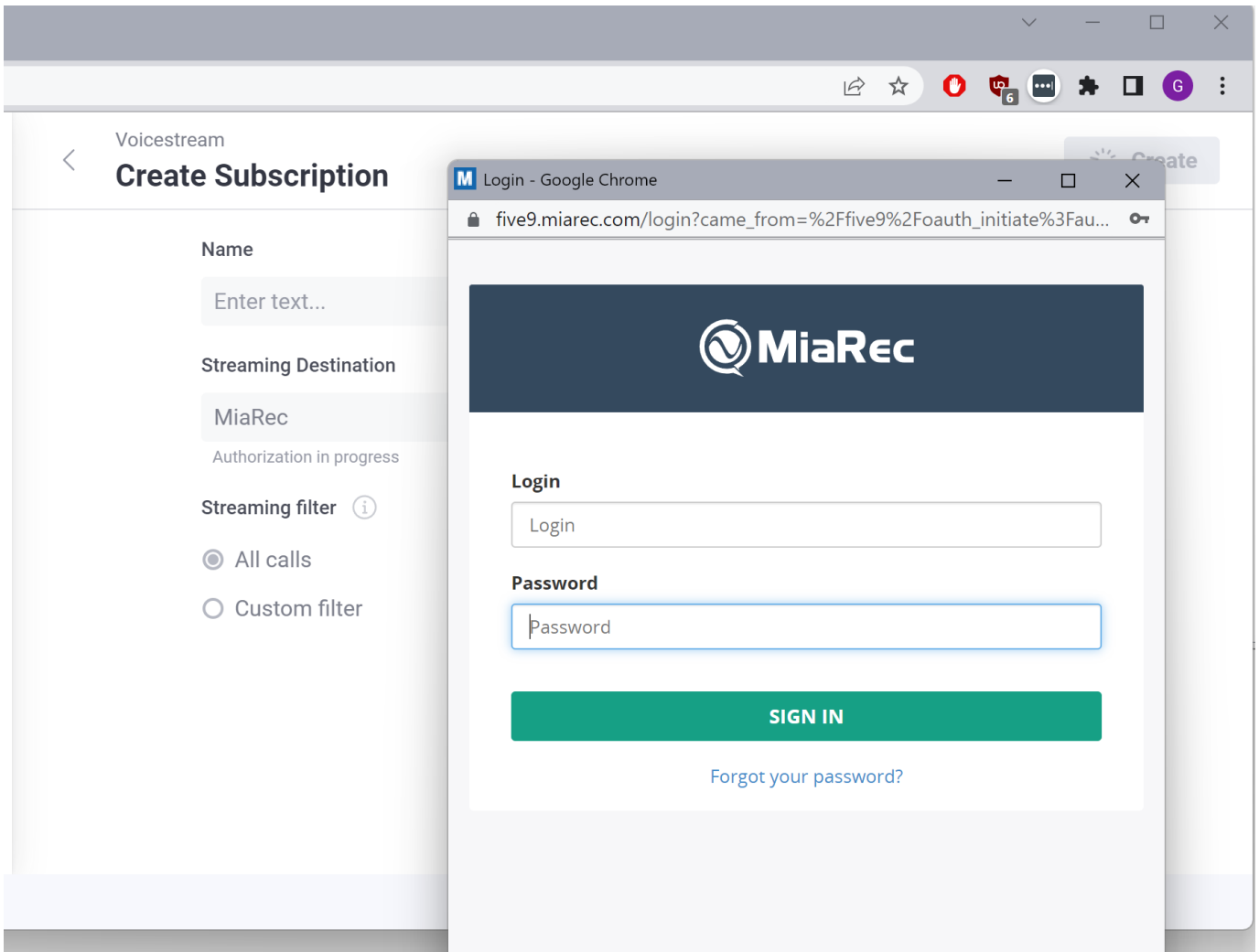
Authorize

Authorize

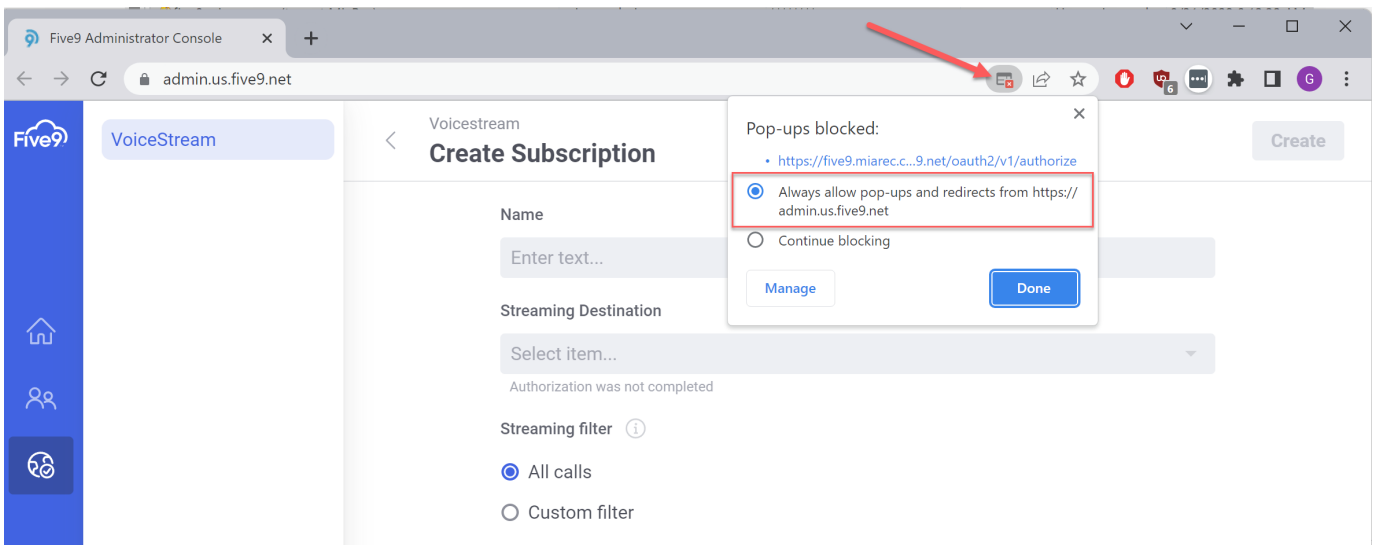
Authorize

Authorize

First, you need to authorize MiaRec to receive VoiceStream data in your Five9 domain. When you choose **MiaRec** in the previous step, the MiaRec login screen will pop up, as shown in the following screenshot:

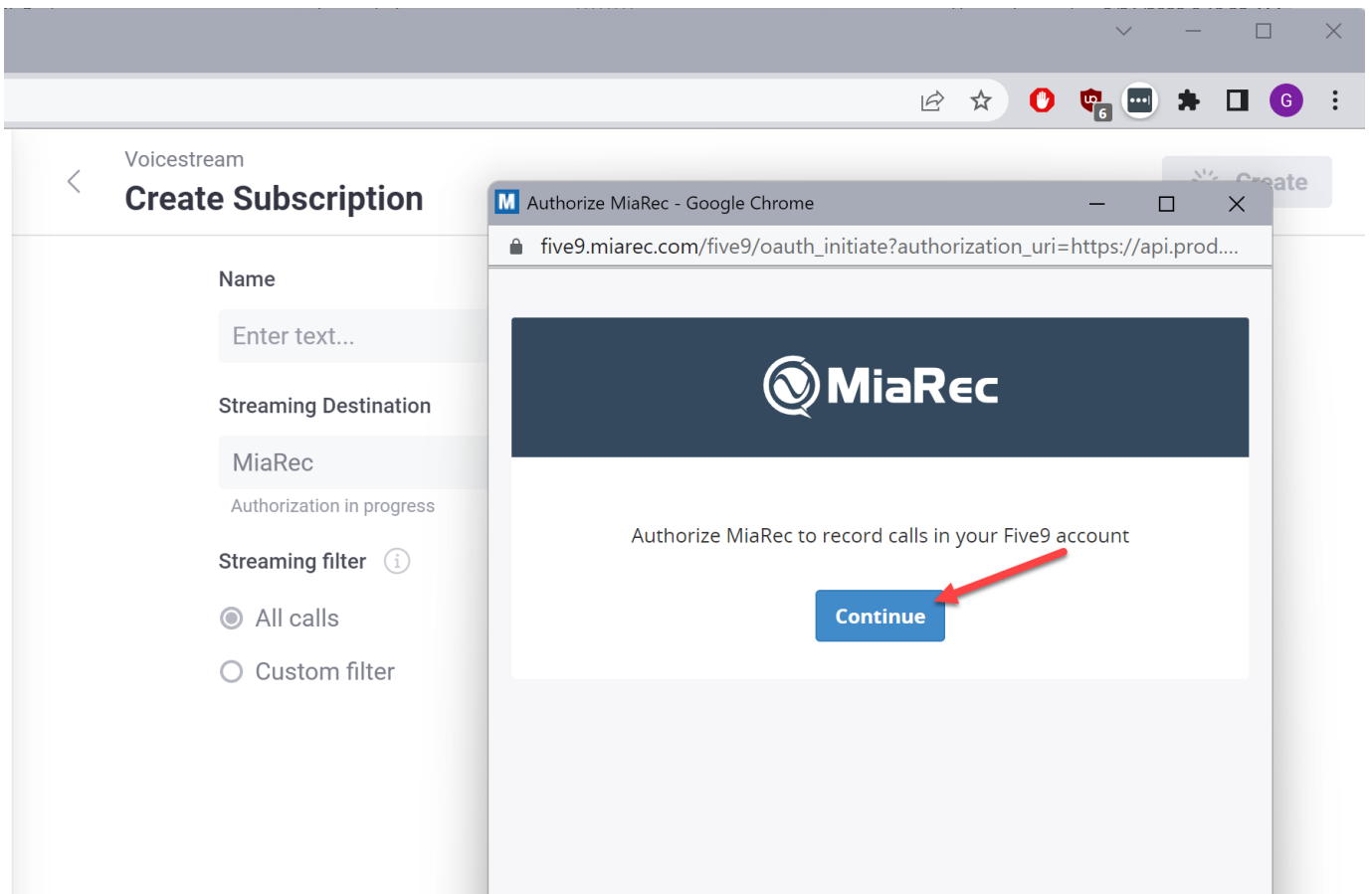


If your web browser blocks the pop-up dialog, then click the **"Pop-ups were blocked"** icon in the web browser address bar and select **Always allow pop-ups on this site** and repeat the previous step (i.e. select **MiaRec** in the **Streaming Destination** list).

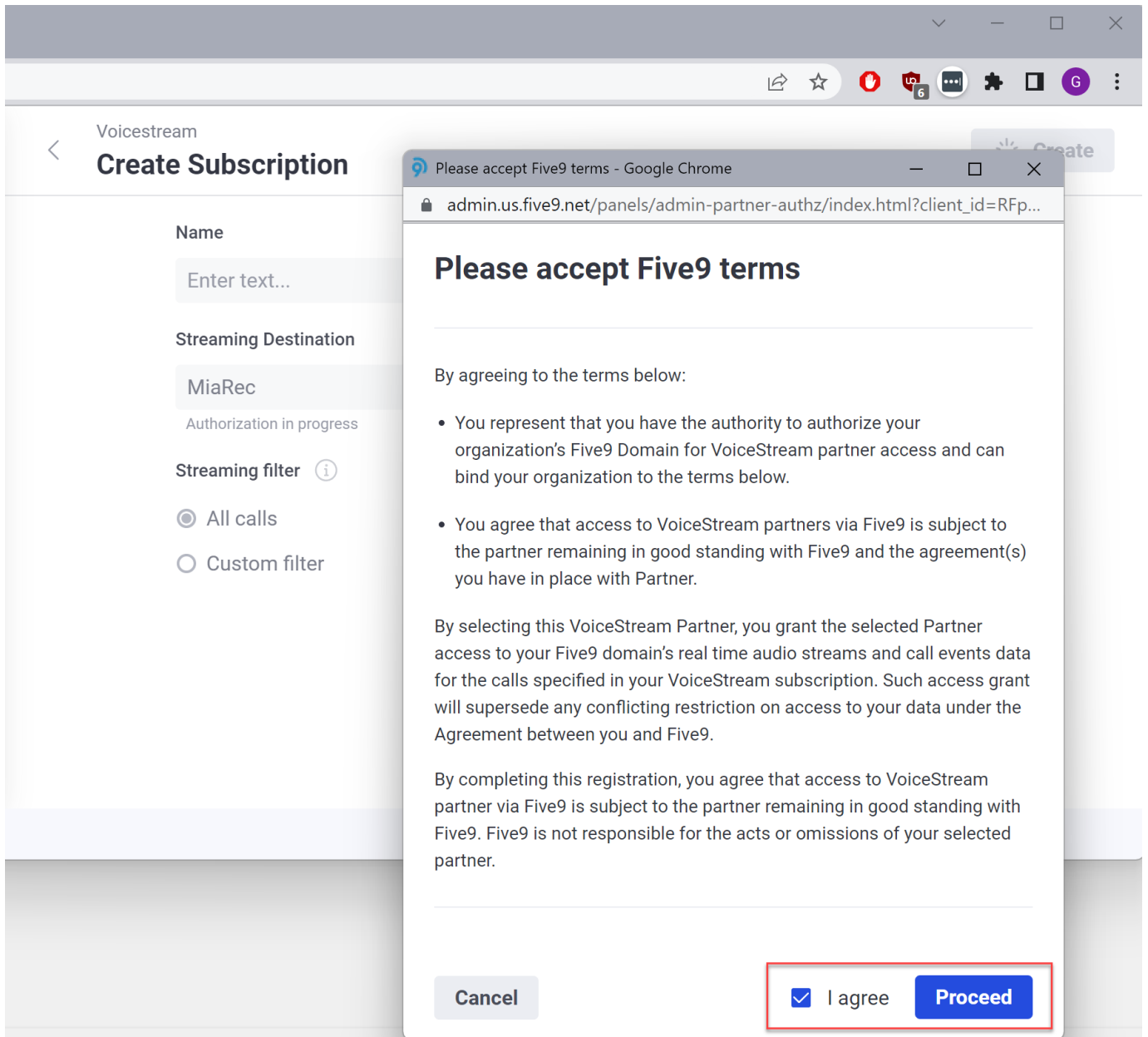


Enter your MiaRec credentials on the MiaRec login pop-up. **Important! These MiaRec credentials are separate** from Five9 credentials.** Contact your MiaRec representative to receive such credentials.

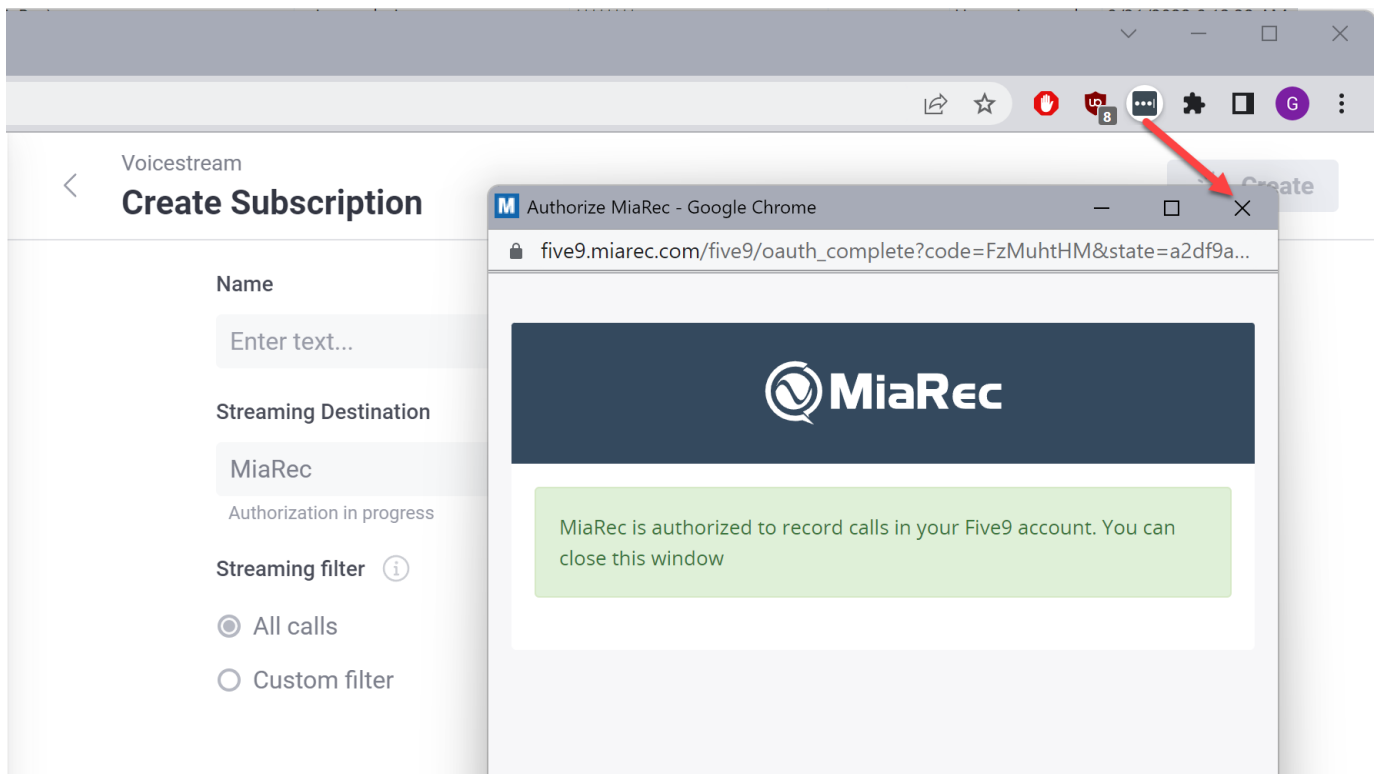
After you log in to MiaRec portal, you will see that authorization. Click the **Continue** button:



On the next screen, you will need to accept the Five9 terms and click **Proceed** button:



Once the authorization is completed successfully, you will see the corresponding authorization message from the MiaRec application:



Close this pop-up dialog and continue to the next step of creating **VoiceStream subscription**.

2.3 Step 2. Create VoiceStream subscription

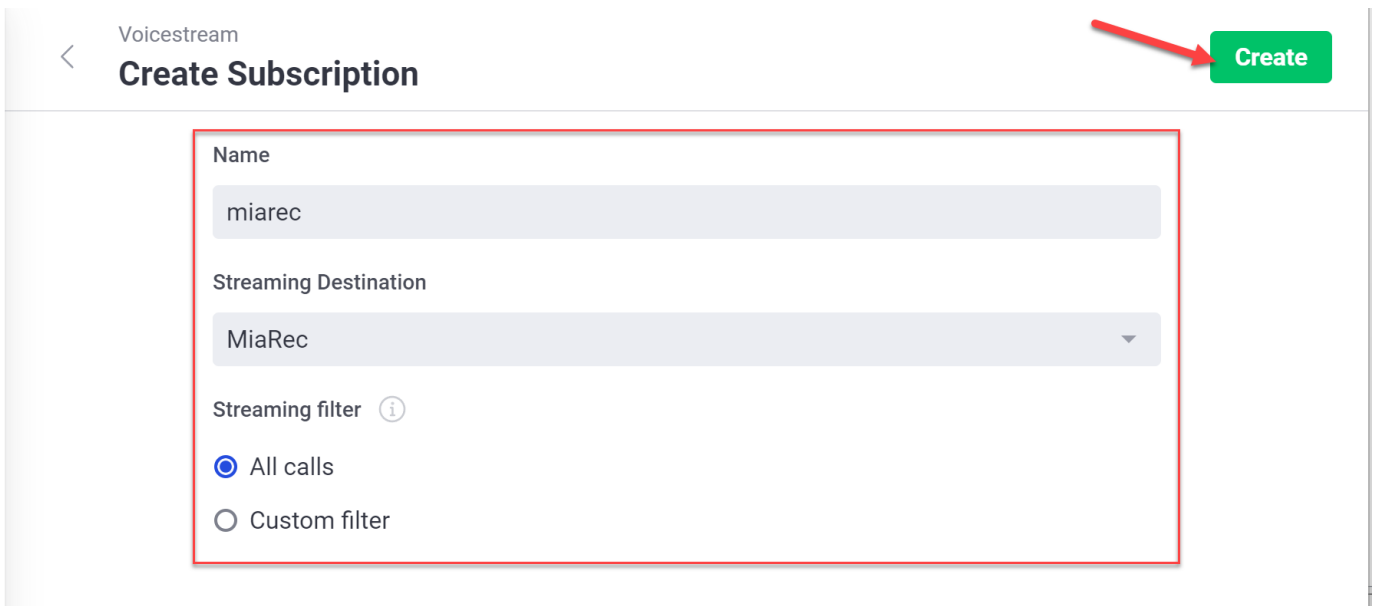
Choose a descriptive name for the subscription, for example, "miarec".

Select the **MiaRec** platform in the **Streaming Destination** list.

Choose the **Streaming filter**.

- If you want to analyze all calls in your Five9 domain with the MiaRec platform, then select **All calls** in the filter.
- Alternatively, you can choose to stream only calls of particular agents or campaigns. Select **Custom filter** in this case.

Click **Create** button.



Voicestream

Create Subscription

Create

Name

miarec

Streaming Destination

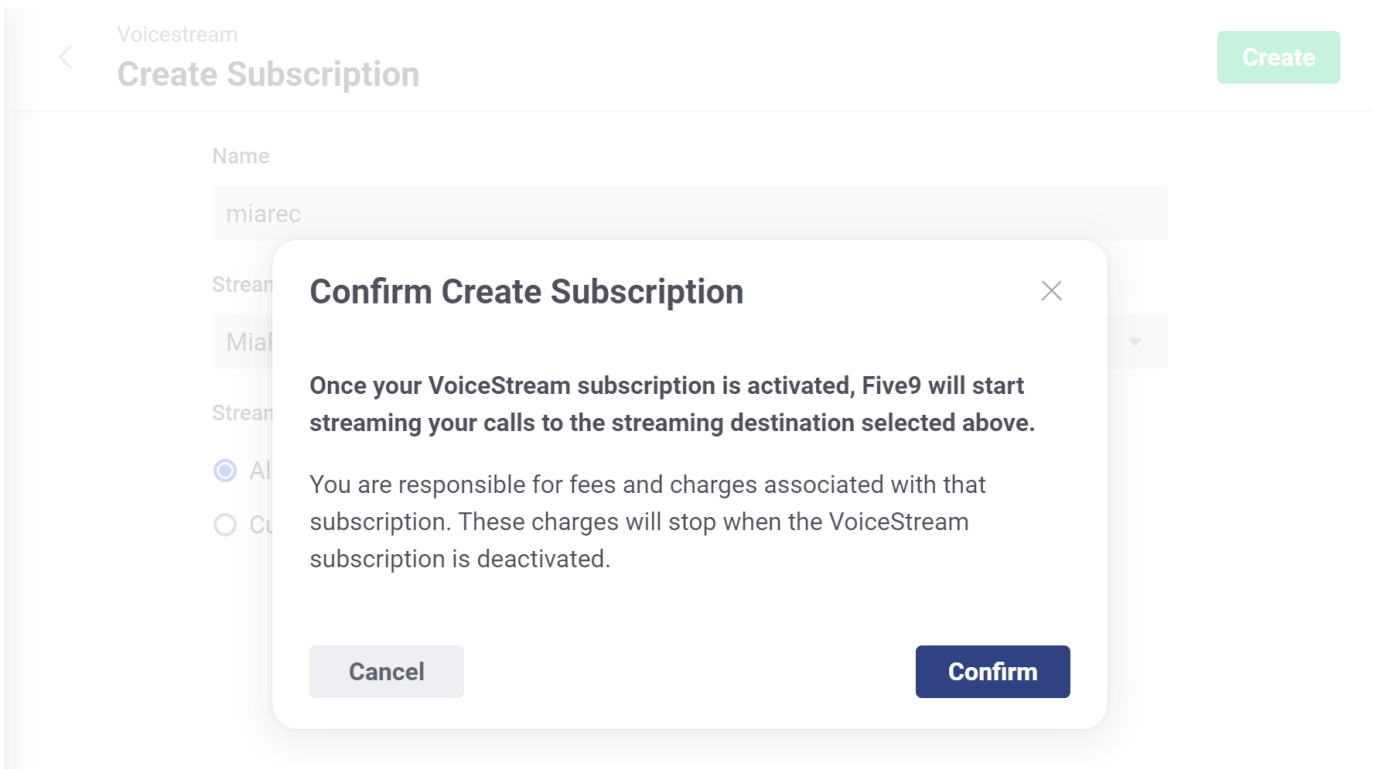
MiaRec

Streaming filter ⓘ

☒ All calls

☐ Custom filter

In the pop-up dialog, confirm the creation of the subscription:



Voicestream

Create Subscription

Create

Name

miarec

Streaming Destination

MiaRec

Streaming filter ⓘ

☒ All calls

☐ Custom filter

Confirm Create Subscription

Once your VoiceStream subscription is activated, Five9 will start streaming your calls to the streaming destination selected above.

You are responsible for fees and charges associated with that subscription. These charges will stop when the VoiceStream subscription is deactivated.

Cancel **Confirm**

On the **VoiceStream Subscriptions** page, you will see the new subscription with the status **Active**. It may take a minute for the status to change from **Pending** to **Active**.

VoiceStream Subscriptions (1)

Create

Name ↓	Status	Destination	Filters	Last Updated
miarec	ACTIVE	MiaRec	All	Fri Jul 15, 2022, ...

Now, the subscription is created and activated. Login to the MiaRec portal at [five9.miarec.com](#) to access your recordings and voice analytics data.